


Automatic control panel specifications

*Automatic control panel specifications

Standard	Applicable Models			Functions
60KM-1A	Automatic final tea rolling dryer 60K	Distribution	Control for 1 unit	Automatic feeding, Automatic lighting, Automatic temperature adjustment Automatic pressuring Automatic rotation control
60KM-2A			Control for 2 units	
60KM-3A			Control for 3 units	
120KM-1A	Automatic final tea rolling dryer 120K	Distribution	Control for 1 unit	Automatic feeding, Automatic lighting, Automatic temperature adjustment Automatic pressuring Automatic rotation control
120KM-2A			Control for 2 units	
120KM-3A			Control for 3 units	
120KM-1LA	Full automatic final tea rolling dryer 120K	Distribution	Control for 1 unit	Automatic feeding, Automatic lighting, Automatic temperature adjustment Automatic pressuring Automatic removal Automatic rotation control
120KM-2LA			Control for 2 units	
120KM-3LA			Control for 3 units	



	DX type	Remarks
Pressuring	16 levels	Multi-level variable speed can be selected only when 4-pan simultaneous feeding is selected.
Rotation	6 levels	
Pan temperature	6 levels	

Final tea rolling dryer specifications

*Final tea rolling dryer specifications

Standard	Overview	Machine dimensions			Revolutions per minute (rpm)	Feeding volume (kg)	Gas consumption (kg/h)	Required power (kW)
		Width	Depth	Height				
35K-2	Separated 2-arm type	1.88	1.23	0.87	44~59	25~35	0.4~0.6	0.75
60K	Shared chute	3.13				55~60	0.8~1.2	1.0
60K S	Separated							
60K SG	Separated, Automatic temperature adjustment							
60K S-M	Separated, Automatic feeding, Automatic lighting, Automatic temperature adjustment, Automatic pressuring/rotation control							
60K S-MA	Separated, Automatic feeding, Automatic lighting, Automatic temperature adjustment, Automatic pressuring, automatic removal, Automatic rotation control							
120K	Separated	4.06	1.52	1.12	45~58	80~120	1.7~2.4	0.025×4 1.0
120K-G	Separated, Automatic temperature adjustment							
120K-M	Separated, Automatic feeding, Automatic lighting, Automatic temperature adjustment, Automatic pressuring/rotation control							
120K-MA	Separated, Automatic feeding, Automatic lighting, Automatic temperature adjustment Automatic pressuring, Automatic removal, Automatic rotation control							

* Use in combination with the following automatic control panel with MA.
* Note that specifications and appearance are subject to change without notice in order to improve the machine.

Kawasaki Kiko Co., Ltd.

Dealer

Sales Headquarters:
810-1, Suberikawa, Dategata,
Kakegawa City, Shizuoka Prefecture
436-0005 JAPAN
Phone: +81-537-27-1791
Facsimile: +81-537-27-1716
Website <http://www.kawasaki-kiko.co.jp>



Into the Future with Green Tea

PRODUCTS CATALOGUE

Final Tea Rolling Dryer



"Into the Future with Green Tea"
Kawasaki Kiko Co., Ltd.


Hold firmly and roll smoothly to finish thin-twisted and shiny tea.

120K




Pressing arm mechanism to roll into round and thin tea leaf shape

- Newly designed pressing arm and rolling table can hold tea leaves firmly to finish thin-twisted and shiny tea leaves.
- Smoothness of rotating brush sweep, pressing arm turning, rolling table holding is improved.
- Banks are lower and smoother than conventional rolling tables so tea leaves can be held according to the movement of pressing arms.



New RD Rolling Table




Rotating Sweep Brush Type

Slow down the last half to hold

The speed for the last half of the process where the moisture percentage is low is decreased using inverter multi-level rotation speed control maintaining smooth rotation and finishing extended and shiny tea leaves.



There is no load on the pressing arms and power is transmitted quietly and efficiently due to a large transmission mounted at the center.




- New table is employed to improve holding effect. Extend the leaf length and roll into round and thin tea shape.
- Safety is secured by controlling lightning and combustion state with an anti-dust ceramic heater. Opening/closing of the pan is performed twice to make sure there is no tea leaves left behind.
- All new pressing arm mechanism. Cast metal is used for pressing arm stands for simple maintenance. The weight of the pressing arm is also reduced resulting in smooth movement.




Useful Individual Pan Removal Button

A pan removal switch to be used when only specific pan is removed or opened/closed for cleaning. Use the switch on the control panel for simultaneous early removal or late removal for all 4 pans. Opening/closing of the pan is performed twice to make sure there is no tea leaves left behind.




Control with Ceramic Heater

Anti-dust ceramic heater is used to light up and monitor the combustion state, and reignite and stop gas supply promptly when the flames are extinguished.



60K




New Pressing Arm Mechanism for Thin and Long Leaves

RD table is employed to firmly hold and extend the leaf length. New mechanism of pressure transmission and pressing arm swing for round and thin extension.




Free Adjustment for Speed with Knob

The speed for the last half of the process where the moisture percentage is low is decreased using inverter multi-level rotation speed control maintaining smooth rotation and finishing extended and shiny tea leaves.



Absorber

The pressing arm pan can be lifted with one hand thanks to an absorber attached to the pan, making cleaning easy.



Weight Rail Spring Stopper

A height adjustment function is added. It can respond to various cases such as less weight for heavy steaming and weighted firm rolling for light steaming.



Automatic Temperature Adjustment Type (G)

- 2-level pan temperature control.
- Automatically change from 1st specified temperature to 2nd specified temperature using timer settings.
- Automatically recover 1st specified temperature as soon as the table is closed.
- Lower to pilot light by pressing the small flame button, preventing overheating of idling table.
- The inverter is employed for rotation control to set and change speeds easily using the knob.

Standard Type

- The inverter is employed for rotation control to set and change speeds easily using the knob.
- One-touch ejection simply by holding a handle.